

# PATHWAY<sup>®</sup> 3G



Modular Access System

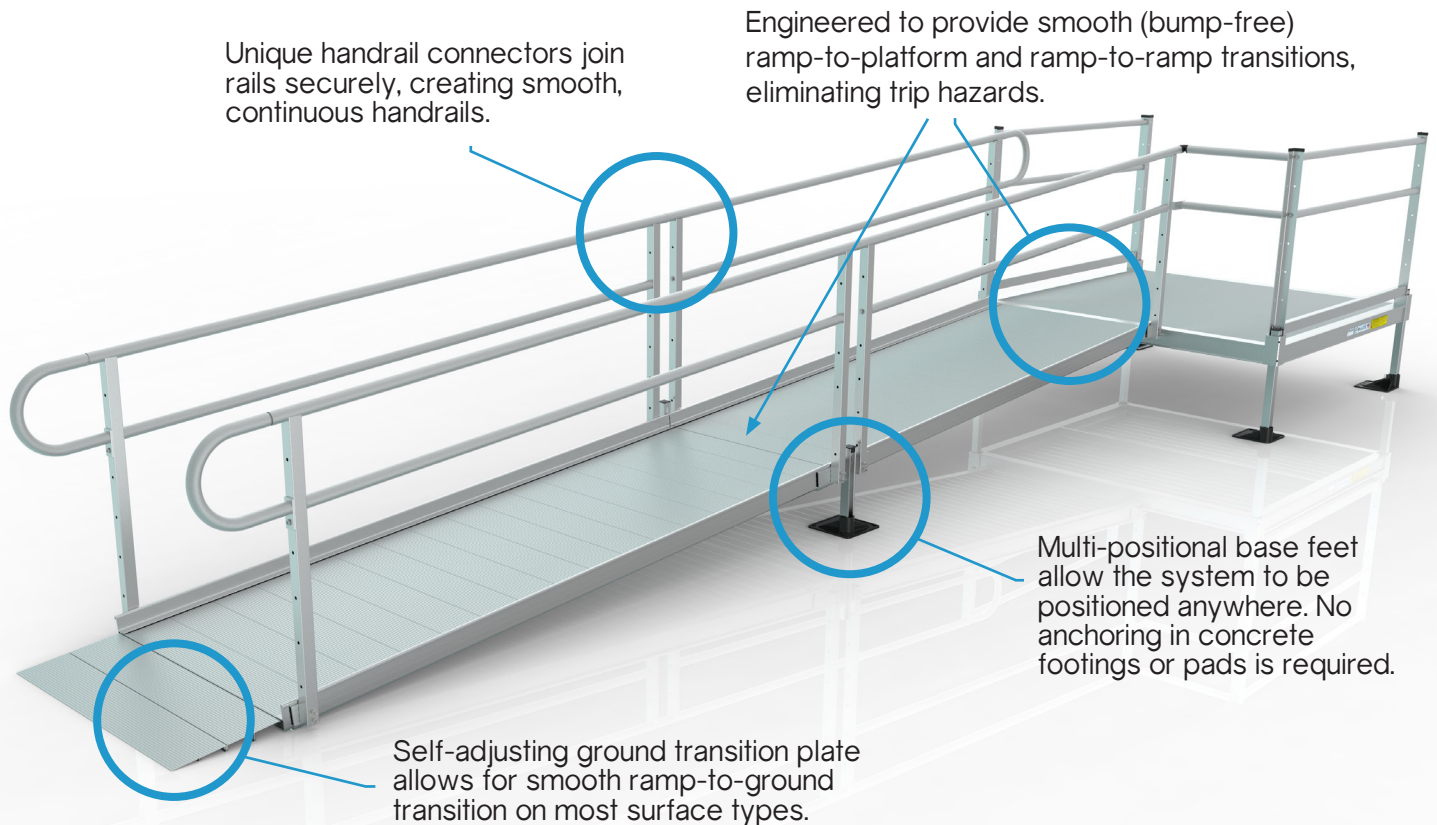




## Anytime, anywhere you need access.

The PATHWAY 3G Modular Access System provides the safest, fastest, and most efficient solution to your accessibility needs. Its unique features, variety of options, and immense capabilities make it an excellent choice when your residential access requirements extend beyond the scope of a portable ramp.

Durable, dependable, and American made, the PATHWAY 3G offers customizable solutions to suit the functional and aesthetic requirements of your home.



The PATHWAY 3G allows for infinite modular configurations, creating safe and seamless access for both standard and unique entryways.


- Made of welded, high-strength aluminum, our maintenance-free design ensures safe, reliable access, lasting durability, and an attractive appearance.
- Quick and easy installation means minimal disruption for you and your family. A 24-foot system can be assembled with minimal tools in less than 30 minutes. The PATHWAY 3G can be installed during any season and withstand any climate.
- Safety is our top priority. The all-aluminum system will not deteriorate in the outdoor elements and the surface tread allows superior slip-resistance to maintain traction in any weather.
- Sides are finished and flush with no hazardous nuts or bolts protruding into the usable ramp area.
- The PATHWAY 3G will not affect your home's property value. Typically, no permits are required, which means little or no long-term impact to your yard or home. The system is not altering or adding to the structure of the residence – no poured footers, no construction – just assembly.
- When secondary access is required, our Stair System is your answer. Designed to work in conjunction with the PATHWAY 3G ramp system but can also be used on an existing porch or deck, or as a standalone stair.

## Surface Options

Choose from two different surfaces – solid and expanded metal. Each allows for infinite ramp configurations and design flexibility while providing safe access to every home. Both surfaces are made of durable aluminum and offer advanced slip-resistance.



The solid surface, our most popular option, has an extruded tread and features raised ribs to provide slip-resistance and all-weather traction.



The diamond-shaped openings in our expanded metal surface allow multi-directional traction and reduced surface accumulation by allowing small debris, rain, and melting snow to flow through. Only available in select ramp and platform sizes.

## Handrail Options

A variety of handrail styles are available to suit your need. Whether you choose a two-line rail, vertical pickets, or horizontal pickets, these versatile, component-based rails are easy to assemble and customize. All styles are made of aluminum and feature a durable design with continuous top rails.




### – Two-line Rail

The most popular handrail configuration, the two-line rail provides an additional gripping surface by adding a second rail below the continuous top rail.



### – Vertical Pickets\*

Vertical pickets offer an added level of safety, especially for children and small pets. Our pre-assembled aluminum inserts meet the 4-inch sphere rule for spacing.



### – Horizontal Pickets\*

Horizontal pickets offer an aesthetic option while maintaining safety. These horizontal inserts run parallel to the topmost rail and are only available with solid surface ramps.

\* 1:12 slope required

# Quick Specs

## - Ramps



- Weight capacity: 1,000 lbs.
- Standard widths: 36" & 48" (48" width available in solid surface only)
- Ramp handrail height: 34.5"

## - Platforms

Standard						Low-profile			Angled
4'x4'	4'x5'	5'x5'	5'x6'	6'x6'	8'x5'	4'x5'	5'x5'	8'x5'	45°

- Weight capacity: 1,000 lbs.
- Platform handrail height: 34.5"


# Options

### Stair System




Available in seven sizes ranging from 8" to 56", the adjustable stair provides an alternative access point for convenient entry for everyone that accesses the home. These stairs can also be used as a standalone option by adding rear support legs.

### Landing Pad



The 54" x 54" surface provides a safe and solid landing at the bottom of a ramp run when ending in the grass or other soft surface. The landing pad eliminates the need for pouring a concrete pad and is available with or without handrails.

### Universal Gate



The universal gate provides a visual barrier and is designed to be installed at the beginning of a ramp run or at the top of the stairs. Features a two-line design and its hinges can be installed on either the left or right.

We are committed to making the process of choosing the best ramp solution as worry-free as possible. With the PATHWAY 3G, you can be confident that your accessibility needs will be resolved safely and quickly.

- The PATHWAY 3G is uniquely designed and built to transition with you. The ramp system can be modified and reconfigured as your needs change.
- If you no longer need your system, the environmentally friendly PATHWAY 3G can be reused, rented, or resold. In addition, your investment in the ramp system is protected by our lifetime warranty.



customerservice@ezaccess.com | 1.800.451.1903 | www.ezaccess.com

